

Customer:

Location:

Project:

Office: **Systemair**

Type of system: **UVC-Modul 1450, UVC-Modul 3700, UVC-Modul 6500, UVC Monitor**

All connections must be made in accordance with local regulations by an authorized electrical installation company!

The specified cables, lines and cable shields are suggestions. They must be selected in accordance with local regulations.

The cable length and type of installation were not taken into account in the cable dimensioning and must therefore be recalculated by the company carrying out the work.

Before commissioning, all terminal connections must be checked for tightness.

Connecting values: **see data sheet**

Rated current: **10 A**

Protection class:

Rated voltage:	Volt	Phases	Hz	Version		
Operating voltage	230 V	1~	50	<input type="checkbox"/> PE	<input checked="" type="checkbox"/> PE+N	<input type="checkbox"/> PEN
Auxiliary voltage 1	230 V	1~	50	<input type="checkbox"/>	<input type="checkbox"/> Transformer + Rectifier	<input checked="" type="checkbox"/> Direct tap
Auxiliary voltage 2	24 V	1~	50	<input checked="" type="checkbox"/> Transformer	<input type="checkbox"/>	<input type="checkbox"/>
Auxiliary voltage 3	12 V			<input type="checkbox"/>	<input checked="" type="checkbox"/>	<input type="checkbox"/>

Wire identification: The conductors are identifiable at each terminal in accordance with the technical documentation. Thus, the identification is made via the terminals of the connected equipment.

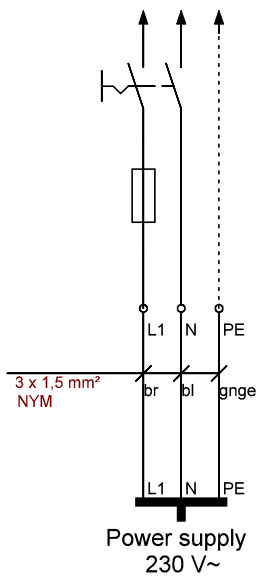
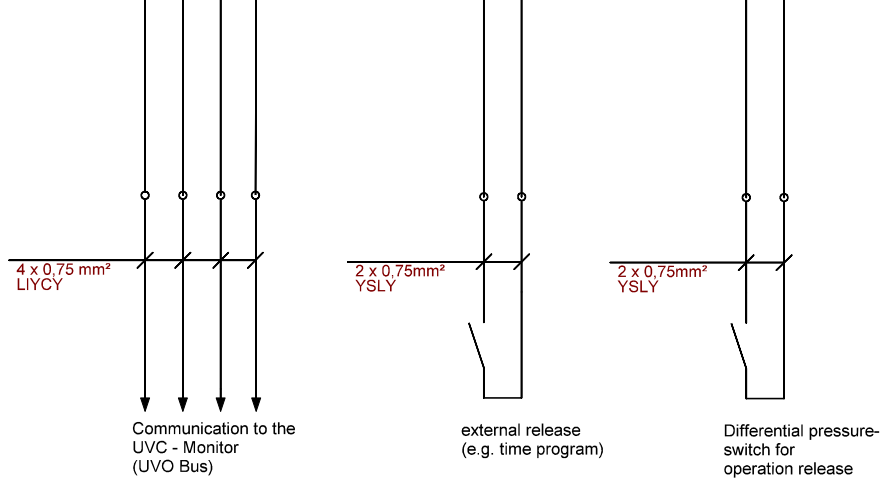
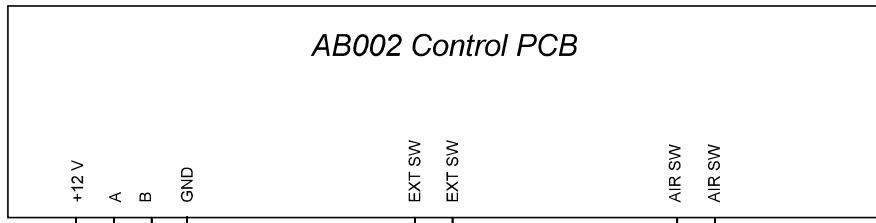
Changes


Date	Name	dra.:	Date	Name	Designation
		dra.:	29.09.21	Brandmeier	Cover page
		che.:			Drawing no:
		Norm:			Order no:
		Project:			



Sheet	1
from	1
Sheet before:	
Sheet after:	

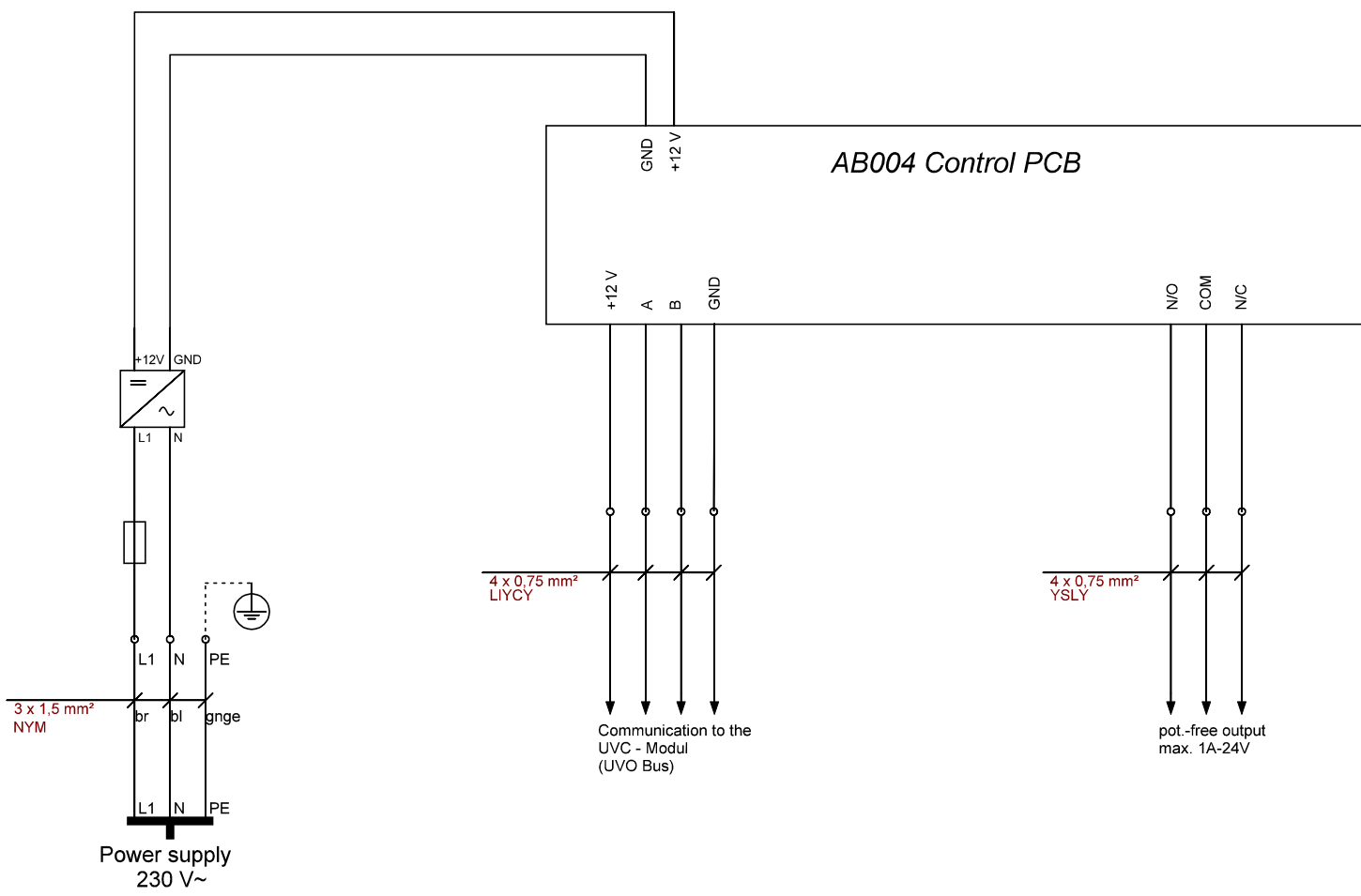
Systemair



Changes		Date	Name	Designation	 Systemair	Sheet 1
Date	Name	dra.: 29.09.21	Brandmeier	Connection UVC-Module		from 1
		che.:		Drawing no:		Sheet before:
		Norm:		Order no:		Sheet after:

1 2 3 4 5 6 7 8 9 10 11 12 13 14

A
B
C
D
E
F
G
H
I



Changes

Date	Name	dra.:	Date	Name	Designation
		dra.:	29.09.21	Brandmeier	Connection UVC-Monitor
		che.:			Drawing no:
		Norm:			Order no:
		Project:			



Sheet	1
from	1
Sheet before:	
Sheet after:	

Systemair