



Elektra F



Elektra C/V/H



Fan heater Elektra

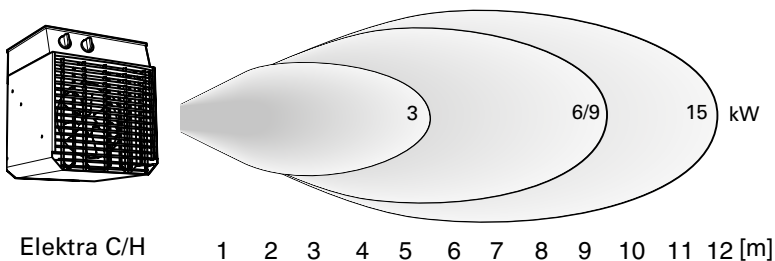
Hard wearing fan heaters for very demanding environments

Elektra is a range of fan heaters designed for use in demanding environments. The different models can be used anywhere from corrosive environments and combustible areas to rooms with high temperatures as well as onboard ships and offshore platforms.

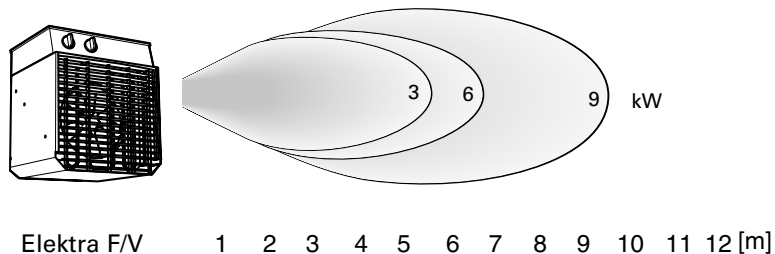
The Elektra fan heater has a modern design with a stainless steel outer casing, red grille and red brackets. Elektra C, V and H are wall mounted whereas Elektra F is intended for portable use. The brackets can be rotated for each model, which means Elektra C/V/H can also be used as a portable fan heater.

- The Elektra fan heater is available in four designs:
 - **Elektra C** is intended for corrosive and damp environments, for example, car-wash halls and sewage works. Outer casing of acid-proof sheet steel. IP65.
 - **Elektra F** has a low element temperature and is approved for use in combustible areas, for example, joinery workshops and agricultural buildings. Portable use. IP65.
 - **Elektra V** is designed to withstand vibrations on ships and offshore platforms and is approved by Det Norske Veritas. Some models are also available for 440V/60Hz. IP44.
 - **Elektra H** is designed for rooms with high temperatures, up to 70 °C. IP44.
- For wall installation, Elektra C/V/H has a fixed tilt angle of 10° downward which gives maximum comfort.
- Equipped with a 1.8 metre long connection cable. Elektra F has a CEE plug fitted to the connection cable.
- Approved by SEMKO.
- Stainless steel outer casing (Elektra C has an acid-proof outer casing). Grille and bracket: RAL 3020 (red).

Air throw



Elektra C/H



Elektra F/V

Elektra C, for corrosive environments (IP65)

Type	Output steps [kW]	Airflow [m ³ /h]	Sound level* ¹ [dB(A)]	Δt* ² [°C]	Voltage [V]	Amperage [A]	HxWxD [mm]	Weight [kg]
ELC331	0/2/3	400	48	21	230V~	13,5	375x300x340	13
ELC633	0/3/6	1000	55	17	400V3~	8,9	445x375x430	20
ELC933	0/4,5/9	1000	55	25	400V3~	13,2	445x375x430	20
ELC1533	0/7,5/15	1300	62	32	400V3~	22,0	445x375x430	20

Elektra F, for rooms where there is a risk of fire Portabel use (IP65)

Type	Output steps [kW]	Airflow [m ³ /h]	Sound level* ¹ [dB(A)]	Δt* ² [°C]	Voltage [V]	Amperage [A]	HxWxD [mm]	Weight [kg]
ELF331	0/2/3	400	48	21	230V~	13,5	375x300x340	13
ELF633	0/3/6	700	53	24	400V3~	9,1	375x300x340	13
ELF933	0/4,5/9	1000	55	25	400V3~	13,2	445x375x430	20

Elektra V, for ships and offshore industry (IP44)

Type	Output steps [kW]	Airflow [m ³ /h]	Sound level* ¹ [dB(A)]	Δt* ² [°C]	Voltage [V]	Amperage [A]	HxWxD [mm]	Weight [kg]
ELV331	0/2/3	400	48	21	230V~	13,3	375x300x340	13
ELV3333	0/1,5/3	400	48	21	400V3~	4,6	375x300x340	13
ELV3344	0/1,8/3,6	400	48	25	440V3~	5,1	375x300x340	13
ELV5333	0/2,5/5	700	53	20	400V3~	7,5	375x300x340	13
ELV6344	0/3/6	700	53	24	440V3~	8,2	375x300x340	13

Elektra H, for rooms with high temperatures (IP44)

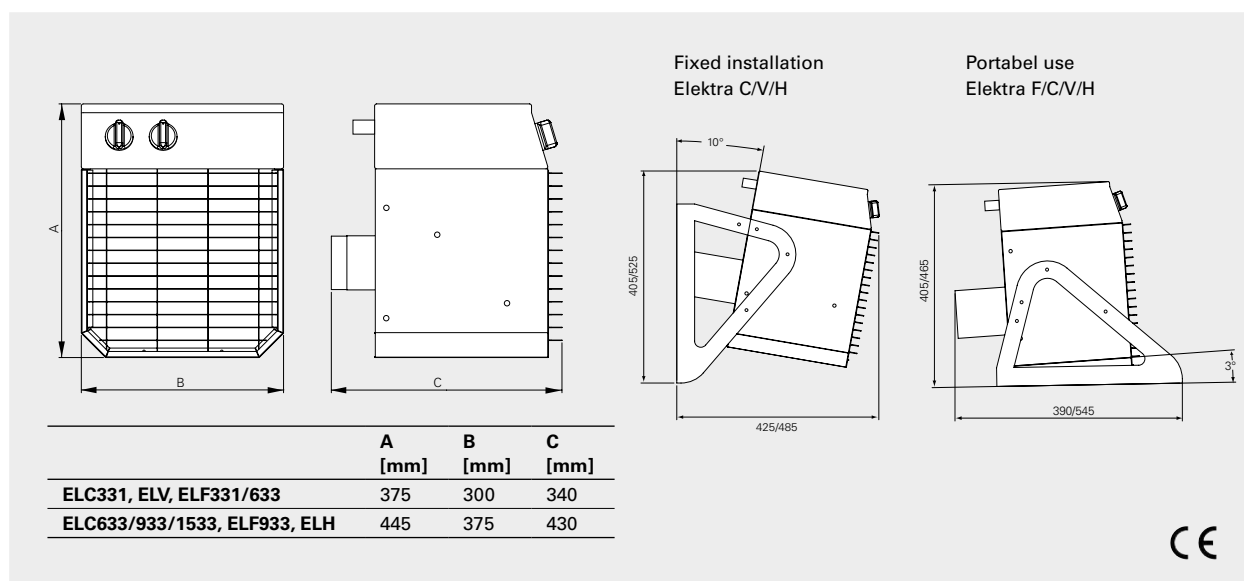
Type	Output steps [kW]	Airflow [m ³ /h]	Sound level* ¹ [dB(A)]	Δt* ² [°C]	Voltage [V]	Amperage [A]	HxWxD [mm]	Weight [kg]
ELH633	0/3/6	1000	55	24	400V3N~	8,9	445x375x430	20
ELH933	0/4,5/9	1000	55	25	400V3N~	13,2	445x375x430	20

*1) Conditions: Distance to the unit 5 metres.

*2) Δt = temperature rise of passing air at maximum heat output.

Approved for 220V/1ph/60Hz and 380V/3ph/60Hz. Product performance for 220V/1ph/60Hz and 380V/3ph/60Hz will differ from stated data.

Dimensions



Control options

Fan heater Elektra H features an integrated thermostat with the working range 0 – +70 °C, other models feature an integrated thermostat with the working range 0 – +35 °C. The output can be selected using the output selector on the unit or on the external control panel.

Elektra C / Elektra V

Can be regulated using an external control panel with integrated thermostat (0 - +35 °C) for remote control, for example, when installed high on a wall.

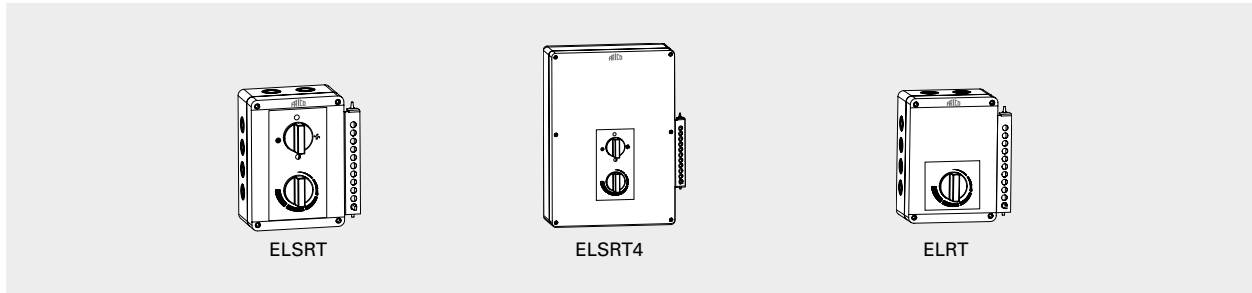
- ELSRT, control panel, controls one unit
- ELSRT4, control panel, controls up to four units (3-9 kW)

Elektra H

Can be regulated using an external thermostat.

- ELRT, room thermostat

Accessories



Type	Description	HxWxD [mm]
ELSRT	Control panel and thermostat, for ELC/ELV, controls one fan heater, IP65	175x150x100
ELSRT4	Control panel and thermostat, for ELC/ELV (not ELC1533), controls 4 fan heaters, IP65	255x360x110
ELRT	Thermostat, for ELH, IP44	175x150x100



For mounting, connection, wiring diagrams and other technical information, please see the manual.