



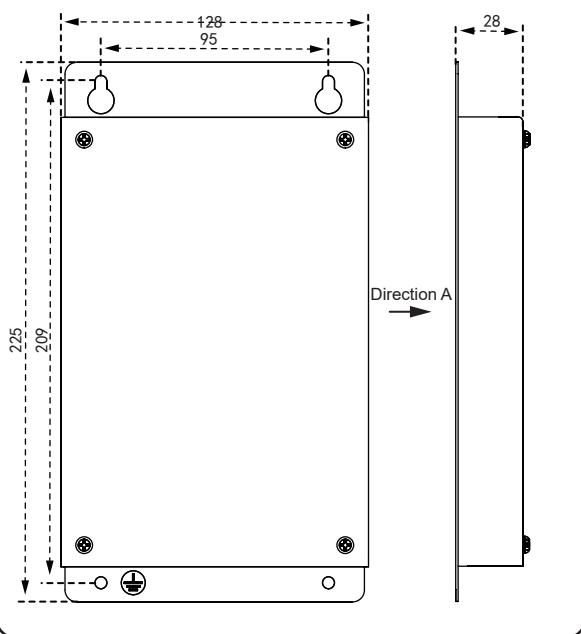
# Installation and Operation Manual of XYE Extension Kit

Dieses Kit wird zur Erweiterung des XYE Ports der Außeneinheit verwendet. Es ermöglicht den Anschluss von 2 zentralen Steuergeräten oder Gateways.

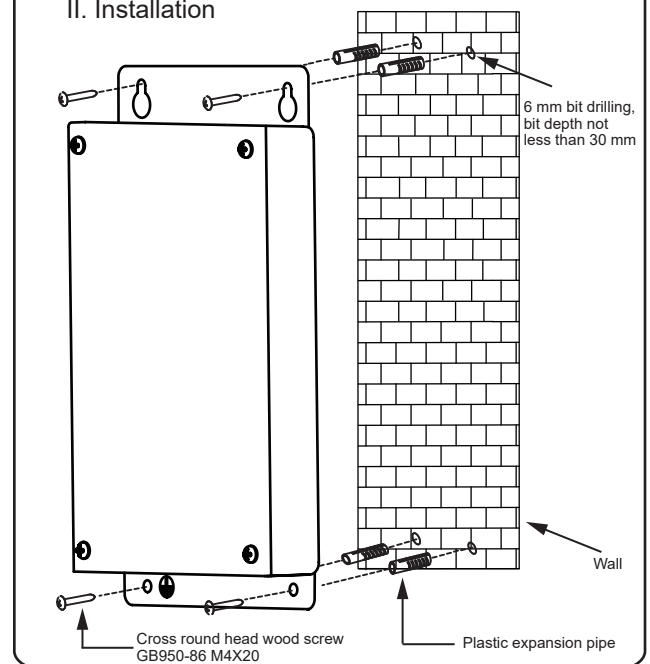
## Installation

### I. Abmessungen

Unit: mm



### II. Installation



## Technische Daten

### Port parameters

Nr.	Name	Beschreibung
1	GND 12V	12V DC power port
2	XYE (ODU)	XYE port for connecting to refrigerant system supports 4 refrigerant systems and 64 indoor units
3	XYE (CTR1)	XYE port for connecting to centralized controller Extended 1-way XYE protocol interface
4	XYE (CTR2)	XYE port for connecting to centralized controller Extended 1-way XYE protocol interface

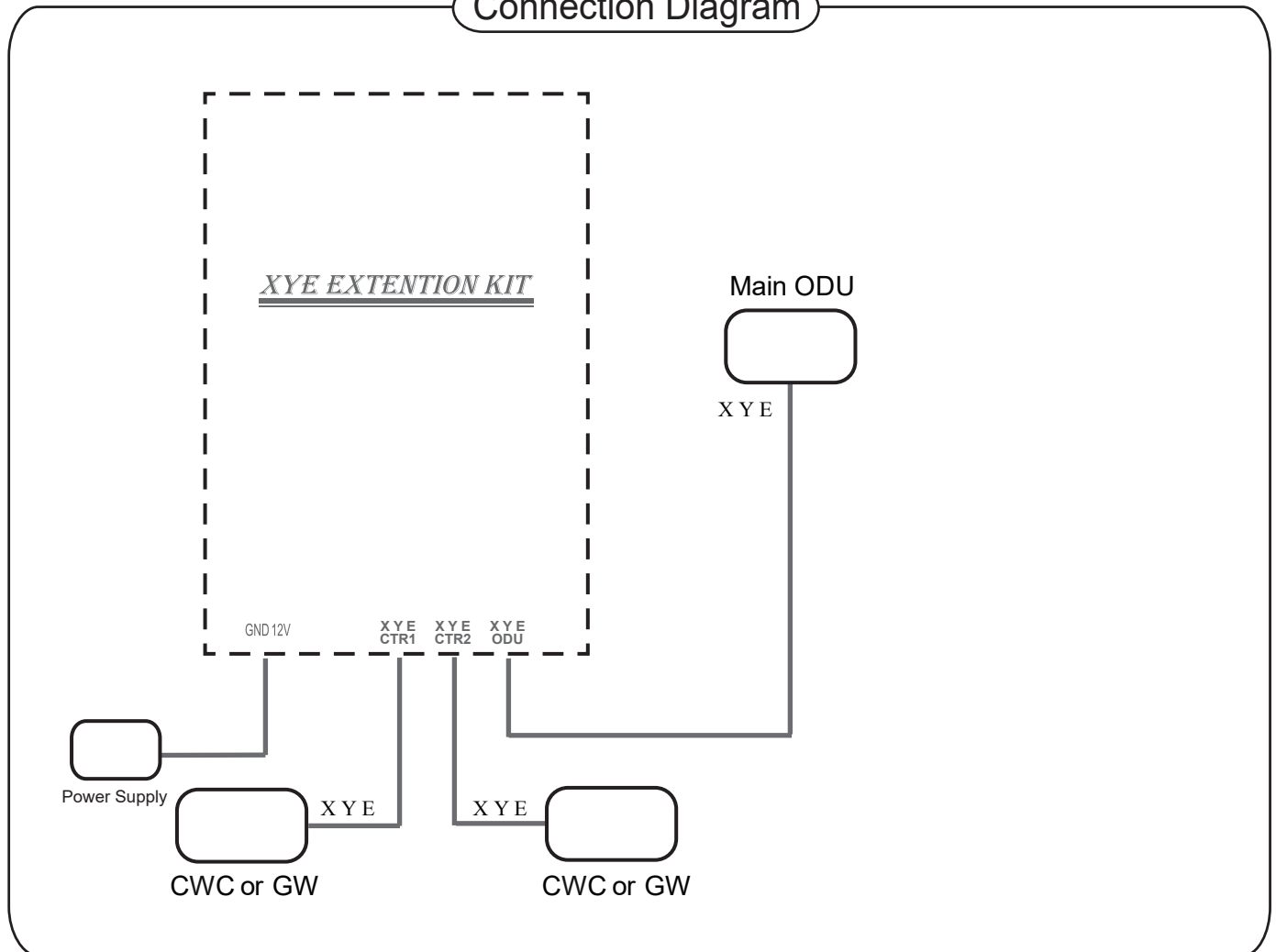
### Specifications

No.	Model	MA-EK	
1	Power Supply Specifications	Voltage	12V DC
2		Power	24W
3	Operation Conditions	Ambient temperature	0~40°C
4		Ambient humidity	10~90%
5		Storage temperature	-10~60°C
6	Weight	890g	
7	Color	Gray	

## Operating Methods

For outdoor units, XYE Extension Kit is applicable to SYSVRF2 unit; for the centralized controller and gateway solutions, XYE Extension Kit is applicable to CWC 15, GW MODBUS, GW-IMS BAC, GW LONWORK, CWC TOUCH 6.2, CWC IMS 10.1, DIAGNOSIS TOOL.

## Connection Diagram



### Debugging Help:

1. If the centralized controller or gateway cannot find the equipment, open the box lid and check the LEDs for troubleshooting. Each communication terminal has a corresponding LED. If the LED is flashing, it indicates that there is no problem with the connection. Otherwise, check the connection.
2. If the device found is different from the actual machine, open the box lid and check the digital display data. The digital display cyclically displays the number of IDUs and ODUs.